




Kidzlane Walkie-Talkie Speaker Replacement

You will be able to replace the speaker.

Written By: Amin



INTRODUCTION

In order to replace the speaker, you will need to use solder device.



TOOLS:

- [Soldering Iron](#) (1)
 - [Essential Electronics Toolkit](#) (1)
-

Step 1 — Speaker





- Position the device so the bottom panel is facing up.

Step 2



- Unscrew the each of the 4 mm screws pictured.

Step 3



- Use a soldering device to break the connections pictured and remove the wires.

To reassemble your device, follow these instructions in reverse order.