



# Kodak EasyShare C613 Teardown

The Teardown of my Kodak EasyShare C613.

Written By: Hamish Davis



---

# INTRODUCTION



I am going to teach you how to teardown a Kodak EasyShare C613



## TOOLS:


- [Essential Electronics Toolkit](#) (1)
-

## Step 1 — Kodak EasyShare C613 Teardown



- First you want to remove the 7 Philips Head Screws from the exterior of the camera

## Step 2



- Give the sides and bottom a pry and with some luck the back panel will come out